



2019

WAG TEAM QUALIFICATION STRUCTURE

NAIGC.ORG



Collegiate Female

Community Female

Collegiate Male

Community Male

Mixed

Note: Competitors may choose their discipline, regardless of gender identity

Collegiate Team - Composed of students from the same school in the United States

Finals qualification numbers subject to change based on registration

WAG Prelim Results

Top 3 teams in each gym qualify to finals*

Gym A

- 1. URI..... 110.025
- 2. Texas A&M..... 109.8
- 3. SUNY Brockport.... 107.25
- 4. Penn State..... 106.775
- 5. UConn..... 102.5
- 6. UNC - Chapel Hill.. 101.7
- 7. Maryland..... 99.275
- 8. Texas Tech..... 98.425

Gym B

- 1. NAIGC Alumni.....112.25
- 2. JMU..... 107.85
- 3. Rutgers..... 105
- 4. Ohio State..... 104.1
- 5. Pittsburg..... 103.525
- 6. Liberty U.....103.35
- 7. Westchester..... 103
- 8. U of Illinois.....91.275

***NAIGC Alumni CANNOT bump other clubs**

WAG Team Finals Results

- 1. NAIGC Alumni.....112.95
- 2. Texas A&M.....112.77
- 3. URI.....108.72
- 4. JMU..... 107.95
- 5. Ohio State..... 107.65
- 6. SUNY Brockport..... 102.7
- 7. Rutgers.....102.5

Awards

3 teams in each Award Category receive awards

Collegiate

- 1. Texas A&M.....112.775
- 2. URI.....108.725
- 3. Ohio State..... 107.65


Community

- 1. NAIGC Alumni..... 112.95
- 2. JMU..... 107.95
- 3. UNC - Chapel Hill.. 101.7**

**Result from prelims used

Overall

*Overall awards not presented



- 1. NAIGC Alumni
- 2. Texas A&M
- 3. URI